


QUICKIE®

ELEVATE YOUR
EXPERIENCE



QM-710
STAND UP

ELEVATE YOUR EXPERIENCE

Discover the next evolution of the QM7 family - the **QM-710 STAND UP**.

Combining the indoor agility and outdoor high performance of the QM-710 with a multi-functional seat, you're now able to enjoy both seated and standing positions from the comfort of your **QM-710 STAND UP**.

With a simple touch of a button, be eye-to-eye with the world around you and enjoy all of the benefits of a standing wheelchair - combined with the freedom & independence that only the **QM-710 STAND UP** can provide.

GET IN
SIT DOWN
RELAX
LIE DOWN
STAND UP!
for the life you want to live!





THE BENEFITS OF STANDING...

The QM-710 STAND UP allows for spontaneous and frequent standing. This offers many benefits for your health and everyday life:

- an improved **pressure relief** for those who may have limited ability to independently weight shift or have to sit for long periods.
- enhancement of functional **reach** and access to enable participation in daily activities.
- improved **range** of motion and reduced risk of contractures.
- **supporting vital organs** including pulmonary, bowel and bladder function and improves circulation.
- **promoting bone health** and reducing the occurrence of skeletal deformities.
- **reducing abnormal muscle tone** and spasticity.

CHOOSE YOUR SEAT POSITION...

The **QM-710 STAND UP** utilizes a seat function switch box which enables the user to move into five pre-defined seat positions.

Each position can be reached directly out of any current seat position.

The five memory seat positions can be programmed with our very simple and unique assignable button function to accommodate each individual needs.

→ SEAT FUNCTION SWITCH BOX

The upper button always brings the user towards the memory function as shown on the icon.

The lower button will bring the seat back into the "Sitting" position.

The M function is an individually programmable seat position.



ANY SEAT POSITION POSSIBLE

// ALL UNDER CONTROL WITH QM-710 STAND UP

You can further customise your **QM-710 STAND UP**.

Personalise your chair by assigning commonly used commands and settings to a single button.

BLUETOOTH - For conversations on the move, keep tweets and status updates flowing by using the Bluetooth option to control your smartphone or tablet.

OMNI - Or control your environment with the Omni controller. Getting ready to watch a film? Dim the lights, select play and turn up the volume – all without your hand leaving the joystick. And, if a joystick's not suitable you can even customise the way you control your **QM-710 STAND UP** with a variety of speciality controls.



→ TRANSFER POSITION

If a user needs to be transferred into or out of the seat, this function provides a forward tilt angle for easy transfers.



→ RELAX POSITION

Using this function the seat moves into a recline, tilt and legs up position.



→ STAND-UP

This Memory setting brings the user into a stand up position. At a certain forward tilt angle the front castor arm locking mechanism engages.



→ LIE-DOWN

This function brings the user into a horizontal lie down position.



→ SITTING

This is the memory position the user will drive the chair. It is also the "standard" position; all actuators drive into the joystick and is pulled backwards while in "seating/memory position" mode.



SPIDERTRAC® TECHNOLOGY

Smooth, safe and comfortable ride across multiple terrains. The innovative SpiderTrac® suspension provides many benefits with one mechanism.

A close-up photograph of the SpiderTrac suspension system on a white Quicke vehicle. The suspension is a grey plastic mechanism with a red handle on top. It is mounted on a white frame with the 'QUICKIE' logo. The vehicle is on a rocky, uneven terrain. A large, treaded tire is visible on the right side of the frame.

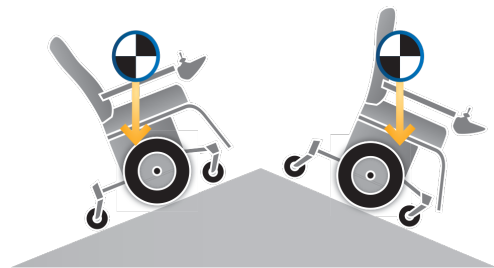
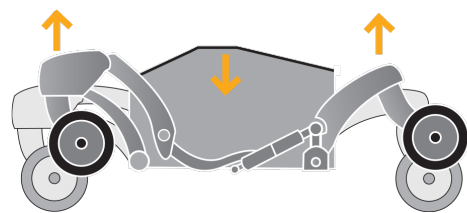
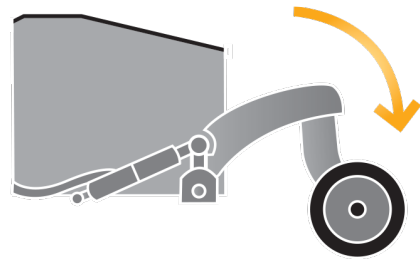
QUICKIE



HOW DOES SPIDERTRAC® WORK?

SpiderTrac® suspension is a gas suspension system used to dampen the impact without adding pressure to the castors. By maximising the articulation range of the front and rear castors, the **QM-710 STAND UP** has a spider-like ability to crawl smoothly onto and over steep transitions – so when you're ascending or descending a kerb, the gas dampener cushions the impact of the castor wheel. This ensures not only super-smooth transitions without jolts, jarring and forward pitching but also keeps you seated safely.

Because the suspension on the front and rear castors is linked, they move in an opposite direction to compensate for drive wheel movement. So when you're transitioning a slope (or driving from the floor up a car ramp) every wheel maintains contact with the ground, maximising traction. The gas suspension absorbs shock for both castors, providing a more comfortable ride on uneven terrain. You really have to try it to believe it.






SUPERIOR MANOEUVRABILITY

As you don't need to consider additional space for swinging your chair around, the QM-710 STAND UP is more intuitive to drive – ideal for those who may have difficulty driving a powered wheelchair or using switches or head controls. Your seated position also adds more weight on the drive wheel – perfect for increasing traction and decreasing sliding when outdoors.

EXCELLENT INDOOR MANEUVERABILITY

QM-710 STAND UP can turn on its own axis, giving an ultra small turning circle for excellent manoeuvrability around the home.

Navigating through doorways, lifts and confined spaces also becomes easier with the QM-710 STAND UP's compact dimensions. The low seat height of 430 mm (with tilt module) helps with access under tables and transportation within vehicles whilst a 90 degree leg angle ensures good leg positioning.



GREAT OUTDOOR PERFORMANCE

Don't forget – you're equally at home outdoors with QM-710 STAND UP. With its SpiderTrac suspension, you're assured a smooth ride over uneven terrain with superb traction, excellent stability and minimal forward pitching - even when descending 10cm kerbs!

With speeds of up to **10 kph**, powerful **60 or 70 AmpH** batteries and a range of up to **40 km**, high performance power is always at your fingertips. Controlling that power is our **Rnet** system that is ready to interact with the world around you.



QM-710 **STAND UP**

APPROVED FOR TRANSPORT IN A VEHICLE

The QM-710 STAND UP is transit tested in accordance with ISO 7176-19 and approved for transportation in a vehicle. The tests are conducted with a four-point tie-down system.



The QM-710 STAND UP offers a wide range of options – Configure the wheelchair to your individual needs – Get the best for you! For further information please check the QM-710 STAND UP order form.



// JAY COMFORT SEATING

A wide range of comfort cushions and back rest options are available for use with the QM-710 STAND UP.



// ANTI SHEAR BACKREST

The QM-710 STAND UP has an actuator operated 120 mm anti shear backrest. It reduces negative shear forces and compensates for the relative movements of head rests, laterals and chin controls e.g. during recline.



// POWERED LEGREST WITH KNEE FIXATION PADS

The powered legrest offers a programmable length and angle adjustment for all seat operations. The knee fixation pads are required with stand-up.



// EASY TO SERVICE

It has a low maintenance and service friendly base. Easily access the battery or electrical components with the automatic snap-in seat stay mechanism.



// LED LIGHTS & INDICATORS

Be seen with the QM-710 STAND UPs LED bright lights and indicators integrated into the rear body panel for subtle styling.



// STRONG 4-POLE MOTORS

The QM-710 STAND UP comes with powerful 4-pole motors. It is available as 6 kph Hitorque and 10 kph versions.



TECHNICAL DATA

QM-710 STAND UP SPECIFICATIONS

Max. user weight:	120 kg	Battery size:	60 and 70 AmpH
Caster wheel options:	14" drive wheels; 6" castor	Max. dynamic stability:	10° (18%)
Seat width:	40 – 50 cm	Overall width:	63 cm
Seat depth:	40 – 52 cm	Turning radius:	max. 91 cm
Seat angle:	0° – 22°	Max. range (ISO 7176-4):	32 km (40 km with 70 AmpH battery)
Backrest angle:	90° – 175°	Max. kerb climbing:	10 cm
Seat memory functions:	sitting, stand-up, lie-down, relax, transfer	Colour choices:	3 colours – red, blue & white
Max. speed:	6 kph, 10 kph	Transport (ISO 7176-19):	4 Point tie-down system

For further information on the full specification, options and accessories, please refer to the order form. All information is subject to change without notification. Please consult Sunrise Medical with any queries you may have. If you are visually impaired, this document can be viewed in PDF format at www.sunrisemedical.com.au

